

Instructions for SweatStop® Aloe Vera Lotion plus+




























To develop their sweating and odor blocking effect, SweatStop® antiperspirants have to be applied **directly before going to bed on completely dry** and clean skin. In order that the solution can permeate and that the salts can close the pores, anything that could enhance the formation of sweating in the hours after the application needs to be avoided. The application needs to be repeated every 2-3 days. In the morning washing as usual and, if desired, applying a deodorant or a skin care lotion is possible. The effect will become evident after 1-3 applications. In rare cases it may take longer to unfold.

- Clean and dry respective part of the skin **before going to bed**
- **Apply only to completely dry skin**
- Apply a small amount and rub in. According to desired intensity vary amount of lotion and duration of massage
- Leave on until completely dry before putting on clothes to avoid stains

Indication for facial application and application on the head (without hair): It is recommended applying the lotion SweatStop® Aloe Vera Lotion plus+ first. Only if required, apply a SweatStop® antiperspirant with a higher product intensity, like for instance SweatStop® Aloe Vera Forte. SweatStop® sprays need to be applied with a piece of cotton wool in this case.

For all SweatStop® antiperspirants please note:

- Avoid anything that could enhance the formation of sweating in the hours after the application
- Avoid contact with eyes, mouth and irritated or harmed skin
- Do not shave respective part of the skin for at least 48 hours before and 12 hours after the application
- Let it dry completely before putting on clothes to avoid stains
- Keep out of reach of children
- Note for all customers with US delivery address only - due to FDA regulation: All antiperspirants are to apply to underarms only

SweatStop® Antiperspirants (Sprays, Lotion and RollOn) – stop sweating for 24-72 hours																											
Products	Deodorant	SweatStop® Aloe Vera Sensitive Spray & Aloe Vera Lotion plus+	SweatStop® Aloe Vera Forte RollOn & Aloe Vera Forte Spray	SweatStop® Aloe Vera Forte plus Spray	SweatStop® max Spray																						
																											
Area of Application	Body																										
	Underarms																										
	Head (with hair)																										
	Forehead, Head (no hair)																										
	Hands, Feet																										
	Back																										
Product Intensity ¹		0	1	2	3	4	5	6	7	8	9	10	11	12	13	14	15	16	17	18	19	20	21	22	23	24	25
Degree of Perspiration		weak			strong			very strong			extreme																
Indications	¹ Aluminium salts / additives ratio ² For back and parts of the skin difficult to access Upside Down sprays are available ³ Product intensity varies depending on quantity and time of massage ⁴ Only influences odor																										